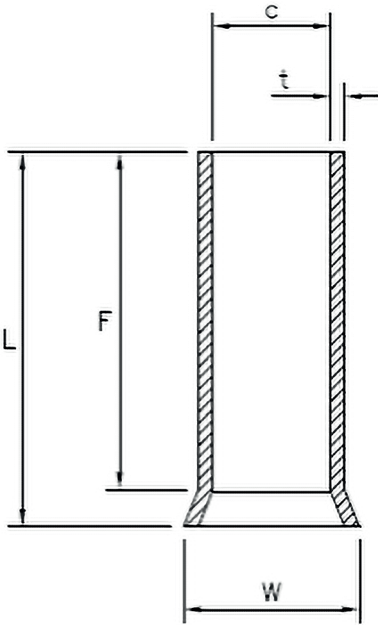
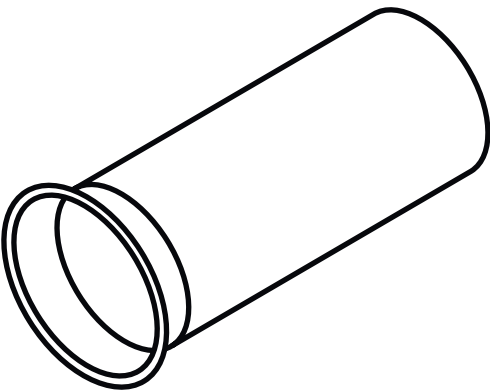



PART NUMBER	L ± 0.40	C ± 0.25	W	F	T ± 0.05	WIRE RANGE MM²
701290	9.00	2.80	4.00	8.00	0.20	4.00
701470	7.00	2.20	3.40	6.00	0.15	2.50
701480	8.00	2.20	3.40	7.00	0.15	2.50
701670	7.00	1.70	2.80	6.00	0.15	1.50
701680	8.00	1.70	2.80	7.00	0.15	1.50
701860	6.00	1.40	2.40	7.30	0.15	1.00
701880	8.00	1.40	2.40	7.30	0.15	1.00
702069	6.00	1.20	2.20	7.30	0.15	0.75
702089	8.00	1.20	2.20	7.30	0.15	0.75
702260	6.00	1.00	1.90	5.30	0.15	0.50
702280	8.00	1.00	1.90	7.30	0.15	0.50
708120	12.00	1.40	2.40	11.30	0.15	1.00
710100	10.00	3.50	4.70	9.00	0.20	6.00
710120	12.00	3.50	4.70	11.00	0.20	6.00
712120	12.00	2.80	4.00	11.00	0.20	4.00



 DEL CITY®	
INSULATION	NON
MATERIAL	COPPER TUBE, TIN PLATING
NON-INSULATED WIRE FERRULE	
NOT TO SCALE	